

STATEMENT OF APPROPRIATIONS, ALLOTMENTS, OBLIGATIONS, DISBURSEMENTS AND BALANCES

As at the Quarter Ending September 30, 2025

Department : State Universities and Colleges (SUCs)
 Agency/Entity : Cagayan State University
 Operating Unit : < not applicable >
 Organization Code (UACS) : 08 022 0000000
 Fund Cluster : 01 - Regular Agency Fund

(e.g. UACS Fund Cluster: 01-Regular Agency Fund, 02-Foreign Assisted Projects Fund, 03-Special Account-Locally Funded/Domestic Grants Fund, and 04-Special Account-Foreign Assisted/Foreign Grants Fund)

	Current Year Appropriations
	Supplemental Appropriations
X	Continuing Appropriations


Particulars	UACS CODE	Appropriations			Allotments						Current Year Obligations					Current Year Disbursements					Balances				
		Authorized Appropriations	Adjustments (Transfer To/From, Modifications/ Augmentations)	Adjusted Appropriations	Allotments		Adjustments (Reductions, Modifications/ Augmentations)	Transfer To	Transfer From	Adjusted Allotments	1st Quarter Ending March 31	2nd Quarter Ending June 30	3rd Quarter Ending September 30	4th Quarter Ending December 31	Total	1st Quarter Ending March 31	2nd Quarter Ending June 30	3rd Quarter Ending September 30	4th Quarter Ending December 31	Total	Unused Funds		Unpaid Obligations (16-21)=(24+25)		
					SARO	Unobligated															Unreleased Appropriations	Unobligated Allotments	Due and Demandable	Not Yet Due and Demandable	
1	2	3	4	5=(3+4)	6	7	8	9	10	11=((6+7+(-)8)-9+10)	12	13	14	15	16=(12+13+14+15)	17	18	19	20	21=(17+18+19+20)	22=(5-11)	23=(11-16)	24	25	
Unobligated Allotment		0.00	0.00	0.00	0.00	7,003,228.58	0.00	0.00	0.00	7,003,228.58	2,700,000.00	3,315,600.00	441,006.78	0.00	6,456,606.78	165,000.00	5,850,600.00	441,006.78	0.00	6,456,606.78	0.00	546,621.80	0.00	0.00	
I. Agency Specific Budget		0.00	0.00	0.00	0.00	7,003,228.58	0.00	0.00	0.00	7,003,228.58	2,700,000.00	3,315,600.00	441,006.78	0.00	6,456,606.78	165,000.00	5,850,600.00	441,006.78	0.00	6,456,606.78	0.00	546,621.80	0.00	0.00	
General Administration and Support	1000000000000000	0.00	0.00	0.00	0.00	701.15	0.00	0.00	0.00	701.15	0.00	0.00	0.00	0.00	0.00	0.00	0.00	0.00	0.00	0.00	0.00	701.15	0.00	0.00	
General Management and Supervision	100000100001000	0.00	0.00	0.00	0.00	701.15	0.00	0.00	0.00	701.15	0.00	0.00	0.00	0.00	0.00	0.00	0.00	0.00	0.00	0.00	0.00	701.15	0.00	0.00	
MOOE		0.00	0.00	0.00	0.00	701.15	0.00	0.00	0.00	701.15	0.00	0.00	0.00	0.00	0.00	0.00	0.00	0.00	0.00	0.00	0.00	701.15	0.00	0.00	
Sub-Total, General Administration and Support		0.00	0.00	0.00	0.00	701.15	0.00	0.00	0.00	701.15	0.00	0.00	0.00	0.00	0.00	0.00	0.00	0.00	0.00	0.00	0.00	701.15	0.00	0.00	
MOOE		0.00	0.00	0.00	0.00	701.15	0.00	0.00	0.00	701.15	0.00	0.00	0.00	0.00	0.00	0.00	0.00	0.00	0.00	0.00	0.00	701.15	0.00	0.00	
Operations	3000000000000000	0.00	0.00	0.00	0.00	7,002,527.43	0.00	0.00	0.00	7,002,527.43	2,700,000.00	3,315,600.00	441,006.78	0.00	6,456,606.78	165,000.00	5,850,600.00	441,006.78	0.00	6,456,606.78	0.00	545,920.65	0.00	0.00	
OO : Relevant and quality tertiary education ensured to achieve inclusive growth and access of poor but deserving students to quality tertiary education increased		0.00	0.00	0.00	0.00	6,932,252.88	0.00	0.00	0.00	6,932,252.88	2,700,000.00	3,315,600.00	441,006.78	0.00	6,456,606.78	165,000.00	5,850,600.00	441,006.78	0.00	6,456,606.78	0.00	475,646.10	0.00	0.00	
HIGHER EDUCATION PROGRAM		0.00	0.00	0.00	0.00	6,932,252.88	0.00	0.00	0.00	6,932,252.88	2,700,000.00	3,315,600.00	441,006.78	0.00	6,456,606.78	165,000.00	5,850,600.00	441,006.78	0.00	6,456,606.78	0.00	475,646.10	0.00	0.00	
Provision of Higher Education Services	310100100002000	0.00	0.00	0.00	0.00	187,894.03	0.00	0.00	0.00	187,894.03	0.00	47,211.00	0.00	0.00	47,211.00	0.00	47,211.00	0.00	0.00	0.00	47,211.00	0.00	140,683.03	0.00	0.00
MOOE		0.00	0.00	0.00	0.00	173,062.03	0.00	0.00	0.00	173,062.03	0.00	47,211.00	0.00	0.00	47,211.00	0.00	47,211.00	0.00	0.00	0.00	47,211.00	0.00	125,851.03	0.00	0.00
CO		0.00	0.00	0.00	0.00	14,832.00	0.00	0.00	0.00	14,832.00	0.00	0.00	0.00	0.00	0.00	0.00	0.00	0.00	0.00	0.00	0.00	14,832.00	0.00	0.00	
Locally-Funded Project(s)		0.00	0.00	0.00	0.00	6,744,358.85	0.00	0.00	0.00	6,744,358.85	2,700,000.00	3,268,389.00	441,006.78	0.00	6,409,395.78	165,000.00	5,803,389.00	441,006.78	0.00	6,409,395.78	0.00	334,963.07	0.00	0.00	
Capacity Development on Futures Thinking and Strategic Foresight	310100200037000	0.00	0.00	0.00	0.00	993,289.77	0.00	0.00	0.00	993,289.77	165,000.00	828,289.00	0.00	0.00	993,289.00	165,000.00	828,289.00	0.00	0.00	0.00	993,289.00	0.00	0.77	0.00	0.00
MOOE		0.00	0.00	0.00	0.00	993,289.77	0.00	0.00	0.00	993,289.77	165,000.00	828,289.00	0.00	0.00	993,289.00	165,000.00	828,289.00	0.00	0.00	0.00	993,289.00	0.00	0.77	0.00	0.00
Tulong Dunong Program	310100200043000	0.00	0.00	0.00	0.00	5,060,000.00	0.00	0.00	0.00	5,060,000.00	2,535,000.00	2,440,100.00	0.00	0.00	4,975,100.00	0.00	4,975,100.00	0.00	0.00	0.00	4,975,100.00	0.00	84,900.00	0.00	0.00
MOOE		0.00	0.00	0.00	0.00	5,060,000.00	0.00	0.00	0.00	5,060,000.00	2,535,000.00	2,440,100.00	0.00	0.00	4,975,100.00	0.00	4,975,100.00	0.00	0.00	0.00	4,975,100.00	0.00	84,900.00	0.00	0.00
Increase in Carrying Capacity of the College of Medicine	310100200045000	0.00	0.00	0.00	0.00	250,062.30	0.00	0.00	0.00	250,062.30	0.00	0.00	0.00	0.00	0.00	0.00	0.00	0.00	0.00	0.00	0.00	250,062.30	0.00	0.00	
CO		0.00	0.00	0.00	0.00	250,062.30	0.00	0.00	0.00	250,062.30	0.00	0.00	0.00	0.00	0.00	0.00	0.00	0.00	0.00	0.00	0.00	250,062.30	0.00	0.00	
Completion of Two-Storey Academic and Laboratory Building, Lal-Lo Campus	310100200046000	0.00	0.00	0.00	0.00	441,006.78	0.00	0.00	0.00	441,006.78	0.00	0.00	441,006.78	0.00	441,006.78	0.00	0.00	441,006.78	0.00	441,006.78	0.00	0.00	0.00	0.00	
CO		0.00	0.00	0.00	0.00	441,006.78	0.00	0.00	0.00	441,006.78	0.00	0.00	441,006.78	0.00	441,006.78	0.00	0.00	441,006.78	0.00	441,006.78	0.00	0.00	0.00	0.00	
OO : Higher education research improved to promote economic productivity and innovation		0.00	0.00	0.00	0.00	70,274.55	0.00	0.00	0.00	70,274.55	0.00	0.00	0.00	0.00	0.00	0.00	0.00	0.00	0.00	0.00	0.00	70,274.55	0.00	0.00	
ADVANCED EDUCATION PROGRAM		0.00	0.00	0.00	0.00	38,799.39	0.00	0.00	0.00	38,799.39	0.00	0.00	0.00	0.00	0.00	0.00	0.00	0.00	0.00	0.00	0.00	38,799.39	0.00	0.00	
Provision of Advanced Education Services	320100100001000	0.00	0.00	0.00	0.00	38,799.39	0.00	0.00	0.00	38,799.39	0.00	0.00	0.00	0.00	0.00	0.00	0.00	0.00	0.00	0.00	0.00	38,799.39	0.00	0.00	
MOOE		0.00	0.00	0.00	0.00	38,799.39	0.00	0.00	0.00	38,799.39	0.00	0.00	0.00	0.00	0.00	0.00	0.00	0.00	0.00	0.00	0.00	38,799.39	0.00	0.00	
RESEARCH PROGRAM		0.00	0.00	0.00	0.00	31,475.16	0.00	0.00	0.00	31,475.16	0.00	0.00	0.00	0.00	0.00	0.00	0.00	0.00	0.00	0.00	0.00	31,475.16	0.00	0.00	
Conduct of Research Services	320200100001000	0.00	0.00	0.00	0.00	50.16	0.00	0.00	0.00	50.16	0.00	0.00	0.00	0.00	0.00	0.00	0.00	0.00	0.00	0.00	0.00	50.16	0.00	0.00	


Department : State Universities and Colleges (SUCs)
 Agency/Entity : Cagayan State University
 Operating Unit : < not applicable >
 Organization Code (UACS) : 08 022 0000000
 Fund Cluster : 01 - Regular Agency Fund


	Current Year Appropriations
	Supplemental Appropriations
X	Continuing Appropriations


(e.g. UACS Fund Cluster: 01-Regular Agency Fund, 02-Foreign Assisted Projects Fund, 03-Special Account-Locally Funded/Domestic Grants Fund, and 04-Special Account-Foreign Assisted/Foreign Grants Fund)

Particulars	UACS CODE	Appropriations			Allotments						Current Year Obligations					Current Year Disbursements					Balances				
		Authorized Appropriations	Adjustments (Transfer To/From, Modifications/ Augmentations)	Adjusted Appropriations	Allotments		Adjustments (Reductions, Modifications/ Augmentations)	Transfer To	Transfer From	Adjusted Allotments	1st Quarter Ending March 31	2nd Quarter Ending June 30	3rd Quarter Ending September 30	4th Quarter Ending December 31	Total	1st Quarter Ending March 31	2nd Quarter Ending June 30	3rd Quarter Ending September 30	4th Quarter Ending December 31	Total	Unused Funds		Unpaid Obligations (16-21)=(24+25)		
					SARO	Unobligated															Unreleased Appropriations	Unobligated Allotments	Due and Demandable	Not Yet Due and Demandable	
MOOE		0.00	0.00	0.00	0.00	50.16	0.00	0.00	0.00	50.16	0.00	0.00	0.00	0.00	0.00	0.00	0.00	0.00	0.00	0.00	0.00	0.00	50.16	0.00	0.00
Locally-Funded Project(s)		0.00	0.00	0.00	0.00	31,425.00	0.00	0.00	0.00	31,425.00	0.00	0.00	0.00	0.00	0.00	0.00	0.00	0.00	0.00	0.00	0.00	0.00	31,425.00	0.00	0.00
Engineered Bamboo Processing Plant, Gonzaga, Cagayan	320200200015000	0.00	0.00	0.00	0.00	31,425.00	0.00	0.00	0.00	31,425.00	0.00	0.00	0.00	0.00	0.00	0.00	0.00	0.00	0.00	0.00	0.00	0.00	31,425.00	0.00	0.00
CO		0.00	0.00	0.00	0.00	31,425.00	0.00	0.00	0.00	31,425.00	0.00	0.00	0.00	0.00	0.00	0.00	0.00	0.00	0.00	0.00	0.00	0.00	31,425.00	0.00	0.00
Sub-Total, Operations		0.00	0.00	0.00	0.00	7,002,527.43	0.00	0.00	0.00	7,002,527.43	2,700,000.00	3,315,600.00	441,006.78	0.00	6,456,606.78	165,000.00	5,850,600.00	441,006.78	0.00	6,456,606.78	0.00	545,920.65	0.00	0.00	
MOOE		0.00	0.00	0.00	0.00	6,265,201.35	0.00	0.00	0.00	6,265,201.35	2,700,000.00	3,315,600.00	0.00	0.00	6,015,600.00	165,000.00	5,850,600.00	0.00	0.00	6,015,600.00	0.00	249,601.35	0.00	0.00	
CO		0.00	0.00	0.00	0.00	737,326.08	0.00	0.00	0.00	737,326.08	0.00	0.00	441,006.78	0.00	441,006.78	0.00	0.00	441,006.78	0.00	441,006.78	0.00	296,319.30	0.00	0.00	
Sub-Total, I. Agency Specific Budget		0.00	0.00	0.00	0.00	7,003,228.58	0.00	0.00	0.00	7,003,228.58	2,700,000.00	3,315,600.00	441,006.78	0.00	6,456,606.78	165,000.00	5,850,600.00	441,006.78	0.00	6,456,606.78	0.00	546,621.80	0.00	0.00	
MOOE		0.00	0.00	0.00	0.00	6,265,902.50	0.00	0.00	0.00	6,265,902.50	2,700,000.00	3,315,600.00	0.00	0.00	6,015,600.00	165,000.00	5,850,600.00	0.00	0.00	6,015,600.00	0.00	250,302.50	0.00	0.00	
CO		0.00	0.00	0.00	0.00	737,326.08	0.00	0.00	0.00	737,326.08	0.00	0.00	441,006.78	0.00	441,006.78	0.00	0.00	441,006.78	0.00	441,006.78	0.00	296,319.30	0.00	0.00	
GRAND TOTAL		0.00	0.00	0.00	0.00	7,003,228.58	0.00	0.00	0.00	7,003,228.58	2,700,000.00	3,315,600.00	441,006.78	0.00	6,456,606.78	165,000.00	5,850,600.00	441,006.78	0.00	6,456,606.78	0.00	546,621.80	0.00	0.00	
MOOE		0.00	0.00	0.00	0.00	6,265,902.50	0.00	0.00	0.00	6,265,902.50	2,700,000.00	3,315,600.00	0.00	0.00	6,015,600.00	165,000.00	5,850,600.00	0.00	0.00	6,015,600.00	0.00	250,302.50	0.00	0.00	
CO		0.00	0.00	0.00	0.00	737,326.08	0.00	0.00	0.00	737,326.08	0.00	0.00	441,006.78	0.00	441,006.78	0.00	0.00	441,006.78	0.00	441,006.78	0.00	296,319.30	0.00	0.00	
Recapitulation by OO:																									
Unobligated Allotment		0.00	0.00	0.00	0.00	7,002,527.43	0.00	0.00	0.00	7,002,527.43	2,700,000.00	3,315,600.00	441,006.78	0.00	6,456,606.78	165,000.00	5,850,600.00	441,006.78	0.00	6,456,606.78	0.00	545,920.65	0.00	0.00	
HIGHER EDUCATION PROGRAM		0.00	0.00	0.00	0.00	6,932,252.88	0.00	0.00	0.00	6,932,252.88	2,700,000.00	3,315,600.00	441,006.78	0.00	6,456,606.78	165,000.00	5,850,600.00	441,006.78	0.00	6,456,606.78	0.00	475,646.10	0.00	0.00	
ADVANCED EDUCATION PROGRAM		0.00	0.00	0.00	0.00	38,799.39	0.00	0.00	0.00	38,799.39	0.00	0.00	0.00	0.00	0.00	0.00	0.00	0.00	0.00	0.00	0.00	38,799.39	0.00	0.00	
RESEARCH PROGRAM		0.00	0.00	0.00	0.00	31,475.16	0.00	0.00	0.00	31,475.16	0.00	0.00	0.00	0.00	0.00	0.00	0.00	0.00	0.00	0.00	0.00	31,475.16	0.00	0.00	

Certified Correct:

 ALVIN U. LISASIS
 SAO-UBO
 Date: October 23, 2025 04:15 PM

Certified Correct:

 MONALIZA V. GUZMAN
 University Accountant
 Date: October 23, 2025 04:15 PM

Recommending Approval By:

 EMERITA R. GERON
 Chief Finance Officer
 Date: October 23, 2025 04:17 PM

Approved By:

 ARTHUR G. IBAÑEZ
 OIC-Office of the President
 Date: October 23, 2025 04:18 PM